

Custom Monument Company offers a wide variety of monument sizes and styles to suit every cemetery requirement and family budget. We hope this guide will be helpful in determining which type of monument you are interested in. Please feel free to visit our Online Catalog & Monument Designer to browse our extensive catalog of designs that may be customized for you and your loved ones. You may also try your hand at designing your own. *(If you are using Google's Chrome browser you will not be able to place text on a monument since the browser does not support drag-and-drop. We recommend Firefox or Internet Explorer.)*





Heart-Shaped Monuments

They display a family or a deceased member of the family.



Traditional Monuments

They have inscription panels on the face of the monument for individuals.




Flanking Monuments

Typically smaller and are ideal for individuals who are spouses.



Flat-Surfaced Monuments

Designed for a large or large group of friends, relatives and members of



Wine-Style Monuments

Wine style monuments and present a nice opportunity for a flower

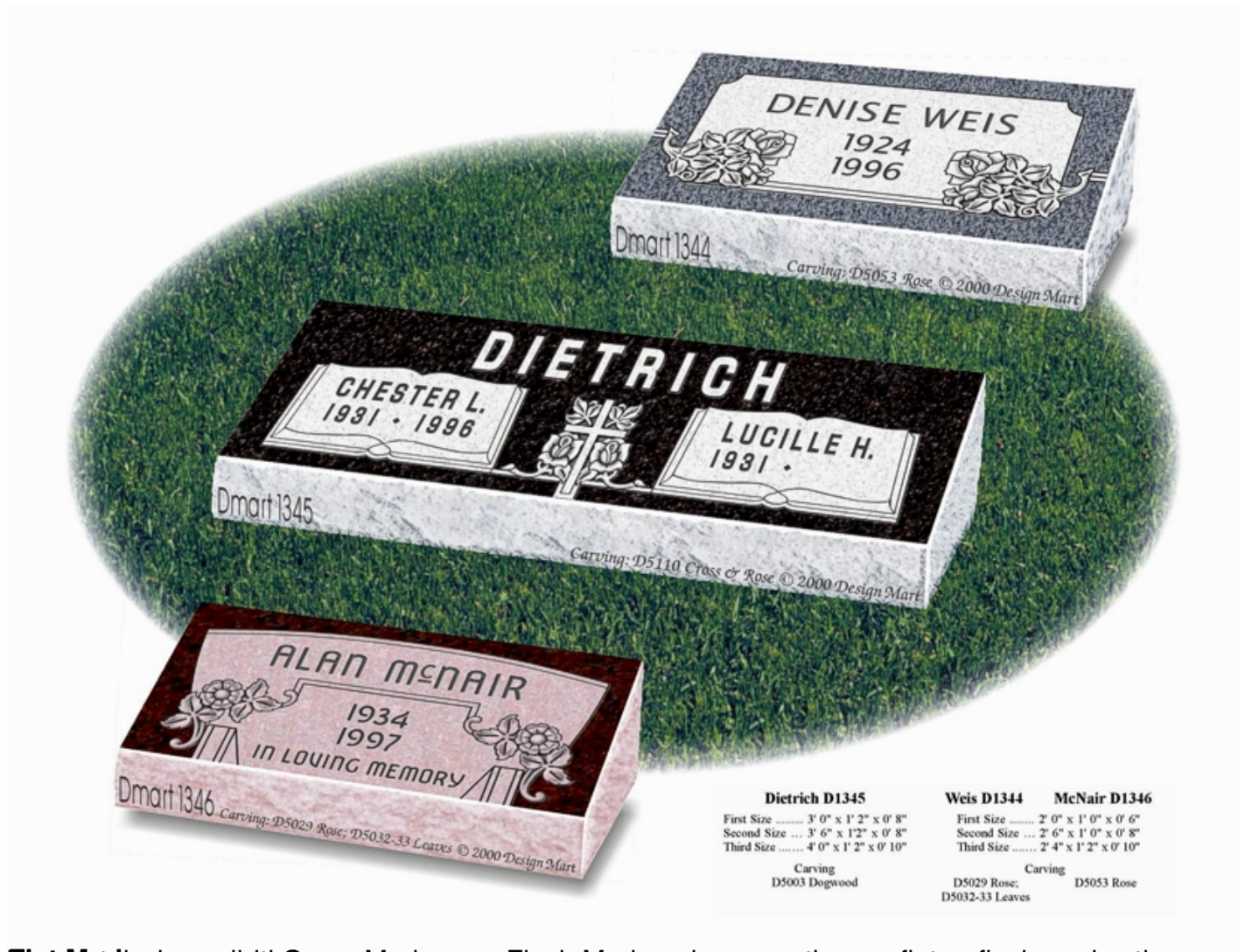


Slab Markers

These are available in single and double head



Bevel Markers do not bevel when standing and bevel of slanted face of the marker. This makes the



Flat Markers are small, low-profile markers or flush markers because they are flat or flush against the ground.



Recessed Markers are low-profile markers that are recessed into the ground. They are often used for simple family plots and are typically made of granite.


Flashing is a technique used to create a border around the edges of a headstone. It is typically made of a different material, such as black or white granite, and is used to highlight the main body of the stone.



Benches are another popular choice for families. They can be made of granite, marble, or bronze. They are often placed in front of a grave to provide a place for family members to sit and reflect.



Monuments can be made of granite, marble, or bronze. They are often placed in front of a grave to provide a place for family members to sit and reflect.



A Crypt or Mausoleum can be an ideal way to preserve the memory of an individual or an entire family. Crypt designs are available in a variety of configurations, and a walk-in mausoleum can be custom designed for two to eight niches.



Monuments can be made of granite, marble, or bronze. They are often placed in front of a grave to provide a place for family members to sit and reflect.



Designs shown (03/2012) Design Mart 1968-2012 and are used with permission of Design Mart,